

FACET

For a profile that is unpretentious, yet unforgettable, view all the sides of Facet. Interesting angles combine with a bold center bracelet to create the edgy and contemporary look. Hexagonal etched glass is highlighted by a Black Oxide or Heritage Brass center and end caps of the same shape, while the hidden mounting hardware remains unseen to simply highlight the superior style.


FINISH: Black Oxide
GLASS: Etched Opal, Etched



51150BX
MEDIUM LED SCONCE
5" W, 14" H
Integrated LED
16w LED *Included




51152BX
LARGE LED VANITY
26" W, 5" H
Integrated LED
32w LED *Included




51392BX
LARGE SCONCE
4.5" W, 23.8" H
Integrated LED
24w LED *Included



51153BX
LARGE LED VANITY
32" W, 5" H
Integrated LED
40w LED *Included



45037BX
EXTRA SMALL PENDANT
3.3" W, 16.8" H
Socketed
1-10w Med. LED, 60w Equiv.




46991BX
MEDIUM CONVERTIBLE FLUSH MOUNT
16.5" W, 10.5" H
Socketed
5-12w Med. LED, 100w Equiv.

FACET

For a profile that is unpretentious, yet unforgettable, view all the sides of Facet. Interesting angles combine with a bold center bracelet to create the edgy and contemporary look. Hexagonal etched glass is highlighted by a Black Oxide or Heritage Brass center and end caps of the same shape, while the hidden mounting hardware remains unseen to simply highlight the superior style.

FINISH: Black Oxide
GLASS: Etched Opal, Etched



46994BX

MEDIUM CONVERTIBLE CHANDELIER

22.3" W, 13" H

Socketed

7-12w Med. LED, 100w Equiv.